





Plassey
LEISURE PARK

-  The Plassey land border
-  Woodland and wildlife conservation area
-  Fishing ponds - to be used by patrons of the Caravan Park only
-  Dog Exercise area
-  Circular Permitted Path - a complete walk around The Plassey. Please follow blue tipped marker posts
-  Permitted Path - this leads to Erddig and Marchwiell to the north and Erbistock to the south

All walks have been provided by The Plassey Leisure Park for your pleasure. Please note the following:

- Keep to marked Permitted Paths
- Do not disturb the wildlife in the conservation areas
- Dogs must be kept on a short lead at all times
- All Permitted Paths have been created by The Plassey Leisure Park & landowner, and are not a public right of way. Members of the public are permitted to walk along these paths until such time as the landowner withdraws permission, which may be done permanently or temporarily at any time. People using these paths do so entirely at their own risk.